



Michigan 4-H Animal Market Project Record Book

2026 U.P. State Fair Version

Beginner

(8-10 YRS)

SPECIES: SHEEP [] BEEF [] SWINE [] MEAT GOAT []

NO BINDERS or PAGE PROTECTORS!

All record books must be either in a two-sided folder or stapled.

IMPORTANT: In order to participate in the junior market livestock sale, exhibitors are required to submit a completed market livestock record book and achieve a minimum score of 40 in the scoring rubric.

After the records have been judged, they can be picked up outside the species superintendent office in each barn.

PLEASE TYPE, PRINT, OR WRITE CLEARLY.

The record book needs to be completed by the exhibitor.

ALL MARKET RECORD LIVESTOCK BOOKS ARE DUE by 1:00 PM EDT: Monday, August 17, 2026

NAME AND PHONE NUMBER MUST BE PRINTED LEGIBLY ON THE FRONT COVER OF THE MARKET LIVESTOCK RECORD BOOK.

Name _____

EXHIBITOR CELL PHONE NUMBER _____

(best # to reach you during fair week)

Club Name _____

Club Leader _____

County _____ **Years in Project** _____

Official Fair Age ____

(Fair age is the exhibitor's age on January 1 of the year of the fair)

Name: _____

Date of Birth: _____

I hereby certify that, as the exhibitor of this project, I have personally been responsible for the care of this animal, record keeping, and have completed this record book. I am aware that this record book may be on display during the auction and/or fair, and thus all content will be appropriate.

Youth Signature: _____ Date: _____

I, the parent/guardian, certify that my son/daughter has completed this project and completed this record book and will comply with all rules and regulations. I give permission for this record book to be displayed to the public and will ensure that all content is appropriate.

Parent/Guardian Signature: _____ Date: _____

Check with your local 4-H staff to determine when your record book needs to be submitted and any additional guidelines or rules for completion.

****RECORDS START WITH POSSESSION OF YOUR ANIMAL(S) AND END WITH FAIR WEEK ESTIMATES!****



Michigan State University Extension programs and materials are open to all without regard to race, color, national origin, gender, gender identity, religion, age, height, weight, disability, political beliefs, sexual orientation, marital status, family status or veteran status.

PLEASE PRINT OR WRITE CLEARLY.

Project Information

(Submit one completed record book for each market species)

Name and /or description of Animal(s) _____

Breed(s): _____

Identification of animal(s) (Tattoo/Ear tag/Fair tag number): _____

Estimated Birth date of animal(s): _____

Date of ownership or purchase date: _____

Please tell us about your project animal (check all that apply):

- Purchased my project animal(s)
- Project animal(s) are bred & owned (from an animal on my family farm)
- Other (please explain): _____

Herd Health Plan Project Information	
Project Owner Information	
Physical Address where animal is housed	
Name	
Phone	
Breeder	
Veterinarian Contact Information <small>if you do not have a veterinarian, list information of a veterinarian you would contact for health emergencies.</small>	
Name	
Phone	
Address	

Comments by Leader/Parent (optional):

This Year's Project Goals

Complete this portion of the record book pre-project or once animals are purchased.

[https://msu-prod.dotcmscloud.com/delta/uploads/Goal+Setting+for+Livestock+Projects\(2\).pdf](https://msu-prod.dotcmscloud.com/delta/uploads/Goal+Setting+for+Livestock+Projects(2).pdf)

Please explain three goals that you have for your animal(s) project:

1. _____

2. _____

3. _____

Goal weight for my project _____ (lbs.)

Goal sale price _____ (\$/lb.)

Potential Buyers

Please list three potential buyers you plan to approach this year:

1. _____
2. _____
3. _____

Benefits of Keeping Record

Providing quality care for your animal each day is important and rewarding. Making sure you record the care and medical treatments your animals receive is just as important as giving them the care.

List three benefits of keeping records for your market animal project:

1. _____
2. _____
3. _____

Beginning Project Photo

Take a photo of your project animal(s).

Date of photo: _____

Ending Project Photo

Take a photo of your project animal(s) at the end of your project. This will help indicate how your animal(s) have grown and developed.

Date of ending photo: _____

Project Reflection:


Please respond to the following questions (additional pages can be added).

1. What did you do to keep your animal healthy?


2. What did you do to help market your animal(s)?

3. Explain how you trained and prepared your animal(s) for show:

4. What are some animal behaviors that you can observe daily? List at least 3.




5. What did you learn in the project this year?



6. Describe your animal housing/barn/facility.



7. What is one thing you have done to ensure biosecurity for your project.




Project Reflection Bonus Questions



Please respond to the following bonus questions to increase your final score.
(additional pages can be added).

1. Describe a disease that can have an effect on your animal. What are your treatment options?

2. Describe one of the concepts in the three circle model of animal welfare.

Use these pages if you need additional space
(Please make sure you indicate which question number)

A large, empty rectangular box with a thin black border, intended for providing answers to questions. It occupies the upper half of the page.A second large, empty rectangular box with a thin black border, identical in size and purpose to the one above, intended for providing answers to questions. It occupies the lower half of the page.



Scoring



Beginner

PAGE	CONTENT	POINTS POSSIBLE	SCORE
Cover	Exhibitor Information	2	
2	Project Information	5	
3	Goals	8	
3	Potential Buyers	3	
3	Benefits of Keeping Records	3	
4 & 5	Feed Record	15	
6	Inventory of Supplies	5	
7	Expenses Record	10	
8	Weight Record	10	
9	Project Photo	4	
10	Project Reflection Question 1	5	
10	Project Reflection Question 2	5	
10	Project Reflection Question 3	5	
11	Project Reflection Question 4	5	
11	Project Reflection Question 5	5	
12	Project Reflection Question 6	5	
12	Project Reflection Question 7	5	
TOTAL POINTS		100	

Exhibitor Name

Club

BONUS POINTS			
PAGE	CONTENT	POINTS POSSIBLE	SCORE
13	Question 1	5	
13	Question 2	5	

Total Score: _____

Judge's Comments