



The United Republic of Tanzania
Agriculture Sector Lead Ministries

4TH ANNUAL AGRICULTURAL POLICY CONFERENCE [AAPC]

Integrating Food and Nutrition Security into Economic Transformation and Industrialization Agenda:

How can agriculture be the driver rather than follower of economic transformation in Tanzania?



New Dodoma Hotel, Dodoma

14th - 16th February, 2018



MICHIGAN STATE
UNIVERSITY



Dalberg



ACT
Agriculture Council of Tanzania



AfricaLead
Scaling up for food security in Africa



The United Republic of Tanzania
Agriculture Sector Lead Ministries

4TH ANNUAL AGRICULTURAL POLICY CONFERENCE [AAPC]

EXTENSION SERVICES AND AGRICULTURAL RESOURCE ALLOCATION IN TANZANIA.

S C LUGEYE and A Z MATTEE

Presentation at the AAPC Dodoma



OBJECTIVES

To establish the link between the agricultural potential, resource allocation and agricultural productivity of LGAs.

- Does the government consider agricultural potential when allocating financial resources to LGAs?
- Who do extension officers at village and ward level report to – are they accountable to ward councilors or District Agriculture, Irrigation and Cooperative Officers (DAICOs) or District Executive Director (DED)?
- What could be the optimal resource (extension and financial) allocation based on agricultural potential regional wise?

Methodology

Three levels of agricultural potential were compared:

- high potential (high rainfall, one of the “big six” Regions, food basket and located within the SAGCOT corridor) – Iringa and Kilolo Districts;
- medium potential (average rainfall, adequate land, partially in the SAGCOT corridor and high production) – Korogwe and Handeni Districts;
- low potential (dry, outside of the SAGCOT corridor and marginal areas) – Bahi and Chamwino Districts.

Methodology.....cont'd

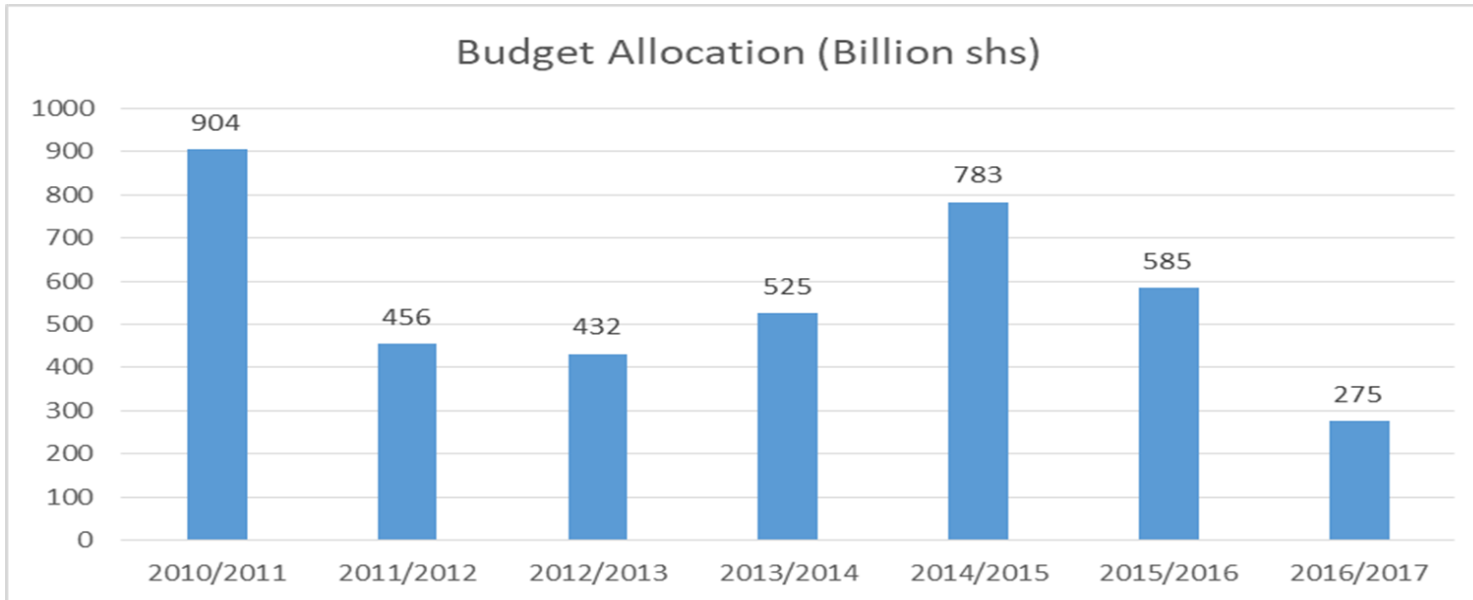
Data collection involved:

- Data on human and financial allocation collected from RAAs and DAICOs
- Other financial data collected from reviews of various documents including Budget Speeches, Rapid Budget Analyses, and project reports.
- Interviews with various key informants – DCs, DEDs, DAICOs, District and ward agric. staff, project staff, Ministry staff etc.

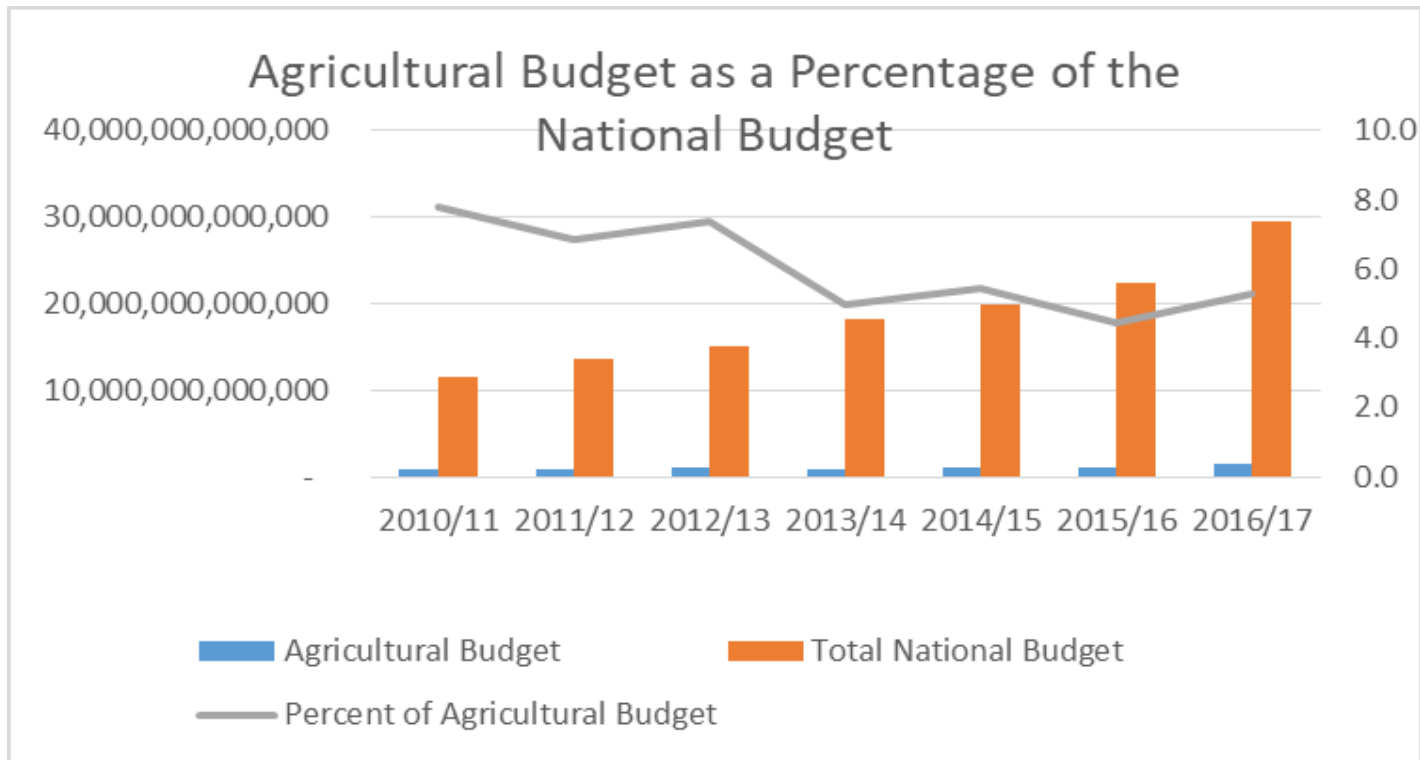


The United Republic of Tanzania
Agriculture Sector Lead Ministries

4TH ANNUAL AGRICULTURAL POLICY CONFERENCE [AAPC]



The trend of national budget allocation to the agriculture sector shows lack of consistency and a general declining trend

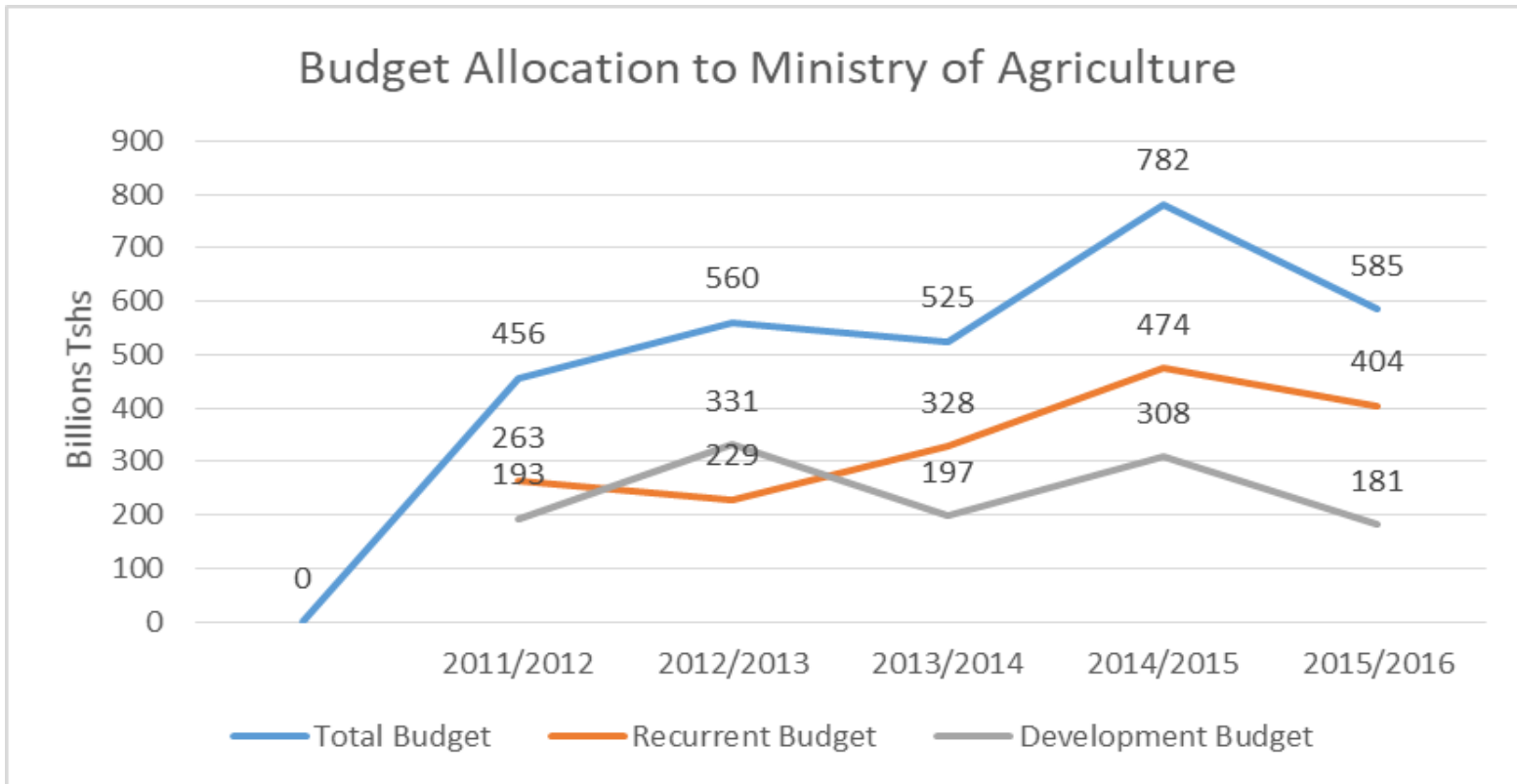


The share of the Agricultural budget in the national budget has not reached the 10% of the national budget as agreed in the Maputo Declaration. The trend shows that the highest proportion that has ever been reached was 7.8% in 2010/2011, after which it has been progressively declining to 4.5% in 2015/2016



The United Republic of Tanzania
Agriculture Sector Lead Ministries

4TH ANNUAL AGRICULTURAL POLICY CONFERENCE [AAPC]





The United Republic of Tanzania
Agriculture Sector Lead Ministries

4TH ANNUAL AGRICULTURAL POLICY CONFERENCE [AAPC]

- For the period 2010/2011 to 2013/2014 Kagera, Mara, Shinyanga and Mwanza received larger allocation followed by all the “big six” Regions (Mbeya, Iringa, Ruvuma, Morogoro, Kigoma and Rukwa)
- No pattern seems to emerge with regard to regional budgetary allocations for the country

Agric. potential of selected LGAs

	Iringa R	Kilolo	Korogwe	Handeni	Chamwino	Bahi
Total maize production (tons) (2014/2015)	343,444	122,801	33,114.9	79,686	28,691	0
Maize yield (tons/ha)(2014/2015)	1.8	3.5	1.9	1.5	0.9	-
Total paddy production (tons) (2014/2015)	74,494	1,369	9,503	247	0	20,454.3
Paddy yield (tons/ha) (2014/2015)	3.1	3.5	2.3	0.8	-	4.2

Disbursements to selected LGAs

Region/ District	2010/2011	2011/2012	2012/2013	2013/2014	2014/2015	2015/2016	Total 2010/2011 – 2015/2016
Iringa							
Iringa	868,891,215	614,165,539	507,646,927	385,373,000	775,287,360	902,000,000	4,053,364,041
Kilolo	640,044,977	452,328,479	373,891,034	350,000,000	0	0	1,816,264,490
Tanga							
Korogwe	579,599,511	367,298,943	310,202,890	177,000,000	35,000,000	0	1,469,101,344
Handeni	467,989,716	298,176,958	251,549,071	251,000,000	0	0	1,268,715,745
Dodoma							
Chamwino	343,697,305	220,297,649	471,053,000	556,307,000	200,000,000	0	1,791,354,954
Bahi	258,365,679	263,561,153	223,446,319	593,000,000	0	0	1,338,373,151



- More funding from the initial years of the ASDP programme up to 2012/2013 and ended in 2013/2014
- Mainly for completion of existing irrigation infrastructure and warehousing for selected areas.
- Disbursement in accordance with potential with the exception of Chamwino District
- LGAs' own sources was less than directed by the central government.
- Revenue collection restrictions; (20, 15, 15 for crops, livestock and fisheries)
- Recognition of partnerships /investments by other actors.

Staff disposition – national level

Category	Qualification	Required	On Post	% on Post
Crops, Irrigation & Cooperatives	First degree and above	2,746	1,530	55.7
	Certificate and Diploma	16,542	7,226	43.7
Total		19,288	8,756	45.4
Livestock & Fisheries	First degree and above	1,936	867	44.8
	Certificate and Diploma	15,000	3,904	26.0
Total		16,936	4,771	28.1



The United Republic of Tanzania
Agriculture Sector Lead Ministries

4TH ANNUAL AGRICULTURAL POLICY CONFERENCE [AAPC]

- Sector understaffed, crops (45.4%), livestock (28.1%)
- Higher deficit on (Certificate and Diploma) staff compared to district level (Degree) SMS staff.
- No relationship-the regions' or LGAs' potential and allocation of staff; Iringa 46.7% , Tanga 32.4%, Dodoma 41.8%
- Severe shortage; Mtwara (21.5%), Kigoma (25.6%),Katavi (26.3%)
- Crops staff covers 2,livestock staff cover 3 villages regardless of potential

Other support services....

Apart from budget, staff;

- Inadequate office space and facilities, transport, communication, facilities and materials
- Lack of communication facilities – telephone, internet, Lack of information materials
- Inadequate follow up, supervision and technical backstopping of field staff by Ministry, regional or district based staff (regular professional re-tooling/re-fresher, sharing of experiences/networking with other colleagues, airtime for communication, feedback on submitted reports)

Accountability system

- Identification of the extension priorities at village and ward level do not adhere to DADPs guidelines.
- At District level, prioritization is based on budget ceiling and in some cases, priorities set by central government and Political considerations .
- No District Agricultural Strategic Plans to guide planning and budgeting
- Field staff routinely report to DAICO through the VEO and WEO. No attention to agriculture unless is special issue. Also these report to DED not to DAICO.
- Districts report through the ARDS to the MALF

Conclusion

- Financial and human resource to the sector is inadequate
- National budget allocated to agriculture is less than 10%
- Higher proportion of agricultural budget going to personnel emoluments rather to investment/development.
- Without ASDP no significant investment to the sector
- Agricultural potential is not key consideration in the allocation of resources to LGAs (number of villages, political lobbying and ad hoc plans introduced by national leaders).

Conclusion.....

- Serious shortage of staff at village level, lack of working facilities and any support system
- No major impact at farmer level and limited contribution to industrialization
- Shortcoming in accountability of field staff because of inability of DAICO to supervise, to verify reports and to override the powers of DED and Councilors who may assign them different responsibilities
- MALF as the technical ministry has no direct say on the performance of extension staff
- Extension services need to be equipped to identify potential industrialization at local level.



The United Republic of Tanzania
Agriculture Sector Lead Ministries

4TH ANNUAL AGRICULTURAL POLICY CONFERENCE [AAPC]

Recommendations

- Reach 10% of national budget allocation to the sector to spur growth that will support the industrialization agenda
- LGA develop agricultural development strategies to guide, coordinate investments in the sector by ALL public and private actors
- Re-organize extension by pooling at Ward Agricultural Resource Centres, to work as teams rather than isolated individuals
- Continuous Professional development of extension staff and use more innovative extension methods and techniques
- Streamline reporting , supervision adopting results-based management

THANK YOU



MICHIGAN STATE UNIVERSITY



Dalberg



Scaling up for food security in Africa