

# INTRODUCTION

This practicum project focused on creating a tool in order to measure the impact of community gardening for the Greater Lansing Food Bank Garden Project .

## Client

. Alex Bryan - Garden Project Manager for the Greater Lansing Food Bank.

## Location

. Gathered information from seventeen gardens that the Greater Lansing Food Bank Garden Project collects user registration data from.

# GREATER LANSING FOOD BANK

## Impact Analysis of Community Garden Programs



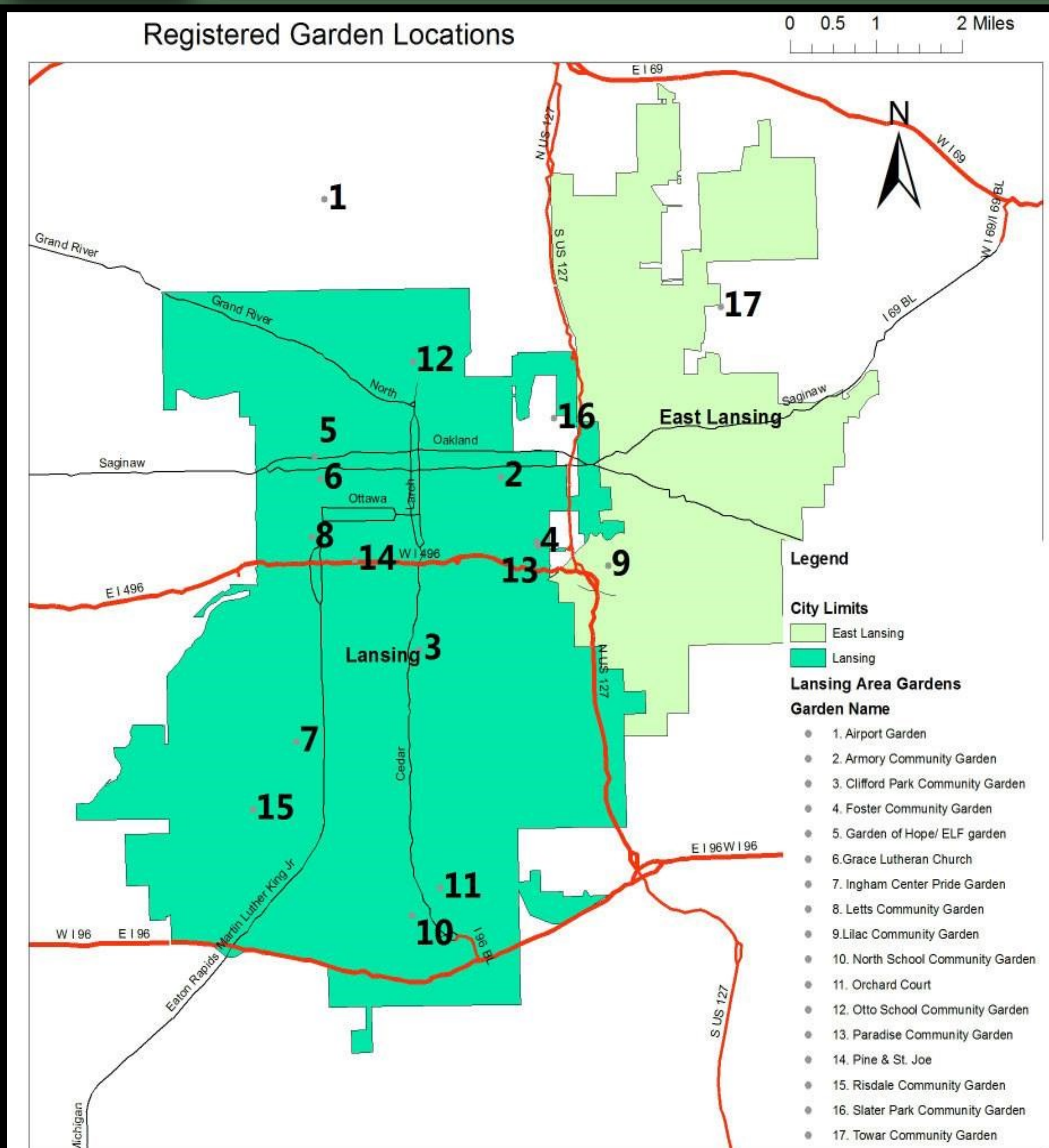
Nicholas Najor, Kevin McKenna, Elisha DeFrain, Arik Zaleski, Lukas Hagen And Pablo Majano

# METHODS

The Practicum team identified and researched multiple community garden projects across North America to determine the nature and extent of which an impact analysis can be used correctly.

## Process of Research

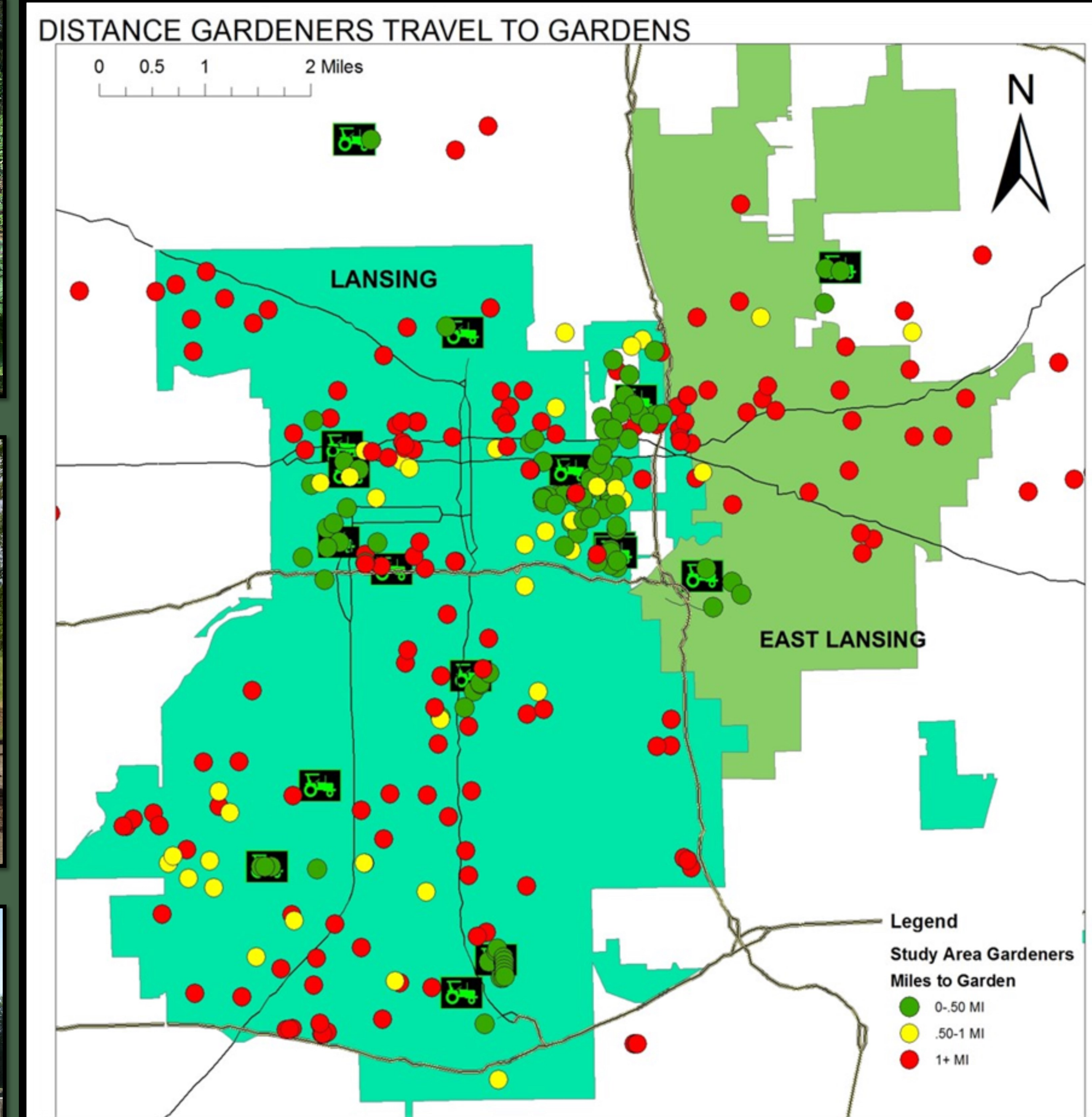
- . Focused on Social, Health and Economic impacts of Community gardening
- . Conducted Literature Review
- . Reviewed six different case studies involved in community gardening
- . Provided recommendations
- . Created two surveys to improve quality of data being provided to Greater Lansing Food Bank



This map demonstrates the location of the community gardens registered with the Greater Lansing Food Bank in the Lansing and East Lansing area.



IMAGES PROVIDED BY THE GREATER LANSING FOOD BANK



This map demonstrates location of gardener households and the distance they travel to utilize their plot.

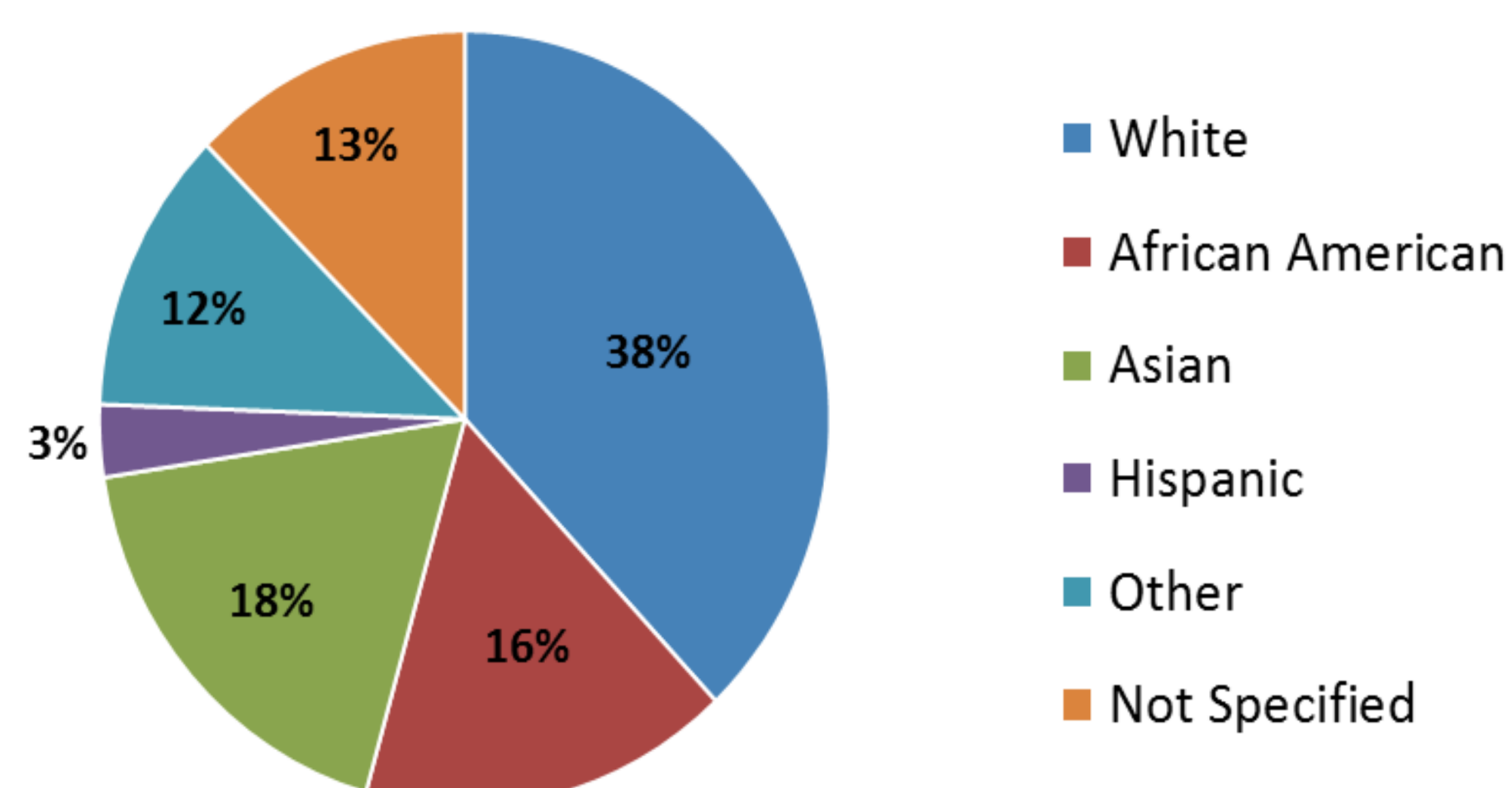
# GLFB GARDENER PROFILE

The following graphs present the racial distribution of gardeners in the City of Lansing and the racial distribution for Lansing residents as a whole.

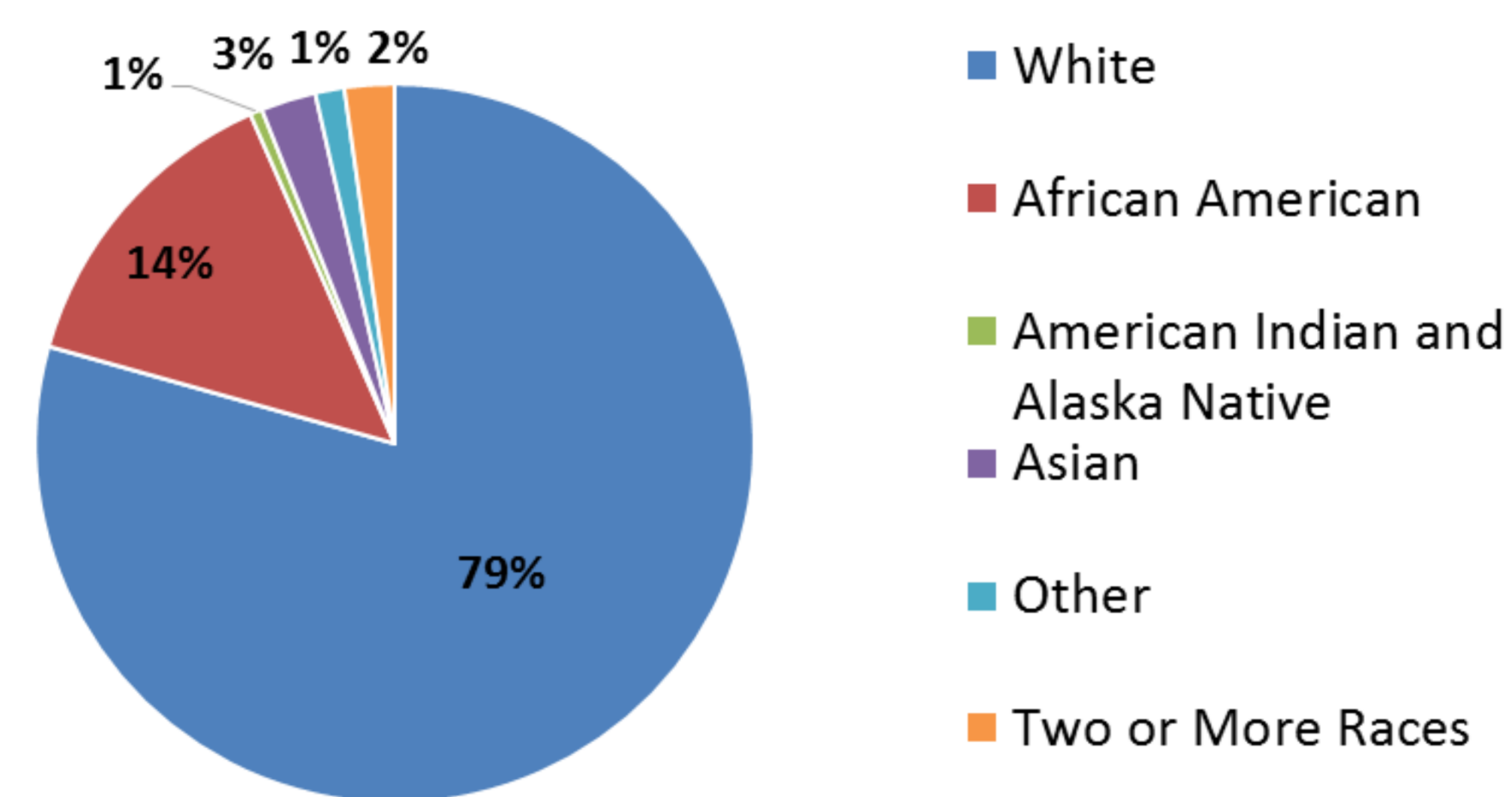
## Graph 1

. This graph presents the demographics of Greater Lansing food bank community garden users

GLFB Population by Race and Ethnicity



Lansing Population by Race and Ethnicity



## Graph 2

. This graph presents the varying diversity of Lansing residents by race and ethnicity.

# RECOMMENDATIONS

## SOCIAL

- . Create a survey that assesses the:
  - . Demographics
  - . Sense of place
  - . Social capital
- . Retrieve crime information from local police enforcement

### Sample Question:

Has your involvement in community/neighborhood groups changed since you joined a community Garden?

## ECONOMIC

- . Track property value in proximity to community gardens
- . Use American Community Survey variables to measure income levels of gardeners
- . Determine the value of food produced through gardener response on seasonal yield
- . Determine whether money was saved on travel between the garden vs. the grocery store

### Sample question:

Estimate the amount of money per month saved because of the Garden Project.

## HEALTH

- . Collect key health indicators of Lansing community gardeners to quantify community garden impact
- . Health questionnaire should contain similar questions to the Ingham County Health Department
- . Record weekly harvest totals by weight and by vegetable type using a combination of digital produce scales and visual estimates

### Sample Question:

How many serving of Fruits and Vegetables do you consume daily?